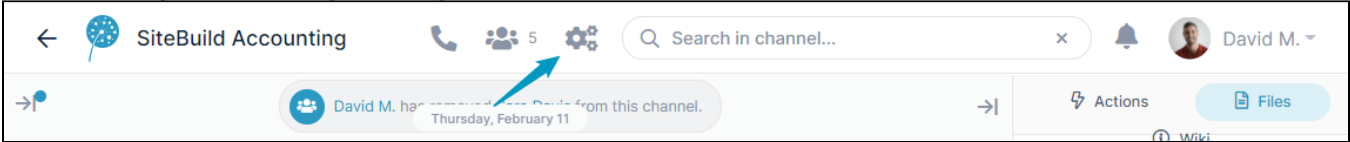


# Channel settings for a channel owner

Channel settings give you access your channel's email address, customize your channel's look, and perform other channel maintenance functions.

To view and configure channel settings, click the gear icon in the toolbar.



## General tab

Channel settings

General

Customization

Operations

Channel name

SiteBuild Accounting

Channel description

Team discussion channel for Accounting department.

Optional

Permissions

☐ Require approval before user joins channel via link

☐ Allow users to see channel contents before joining

Save

Allow users to join channel with a link

Anyone with the link can join your channel. They will need to create an AirSend account to join. You can disable this link at any time.

Create Link

Your email address for this channel

sitebuild-accounting+usr-449shx14@airsendmz

Copy Email

You can send messages and attachments to this channel by sending an email to this email address.

Channel name

Initially, the name that you gave the channel when you create it, but you may change it. If you change the name, click the Enter key or **Save** to save it.

Channel description

Optional description of channel.

Permissions

Require approval before user joins channel via link

If you share the channel with users by sending them a link to the channel (see [Public channels](#)), by default, they can join the channel by accessing it (and creating an AirSend account if they do not already have one). If you check this option, when new users enter the link , they see:

Allow users to see channel contents before joining

If you share the channel with users by sending them a link to the channel by default, they can join the channel by accessing it (and creating an AirSend account if they do not already have one). If you check this option, when new users enter the link , they see:

Allow users to join channel with a link

This option enables you to publish a link that users can click to join the channel. Click **Create Link** to generate and view the link. Click **Copy Link** to copy it into a web page or other location. (A channel that users join by click a link is a [Public channel](#)).

Allow users to join channel with a link

https://live.airsend.io/u/6bEmlk

Copy Link

Delete Link

Anyone with the link can join your channel. They will need to create an AirSend account to join. You can disable this link at any time.

Your email address for this channel

Members of the channel can send messages and attachments to the channel at this email address. When the channel sends messages to users, this is the sending address. Click **Copy** to copy the email address.

SiteBuild Accounting

Messages

Actions

Files

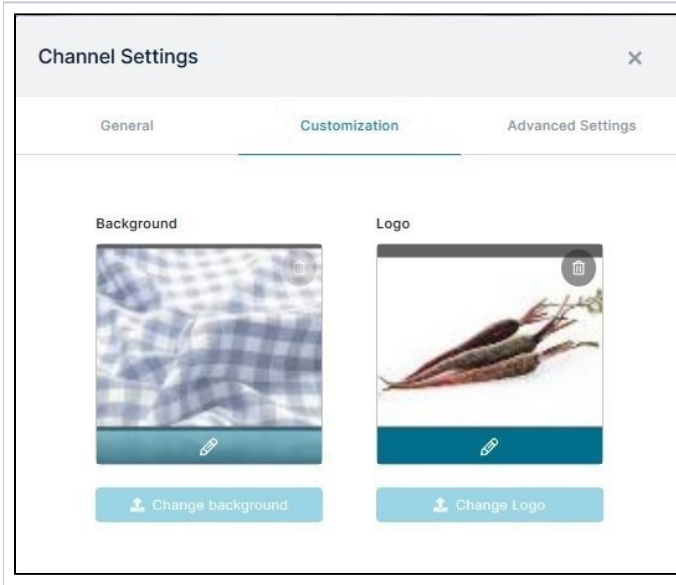
Wiki

You have been invited to join **SiteBuild Accounting**

Ask to join channel

This is a public view of this channel, please [join the channel](#) to interact

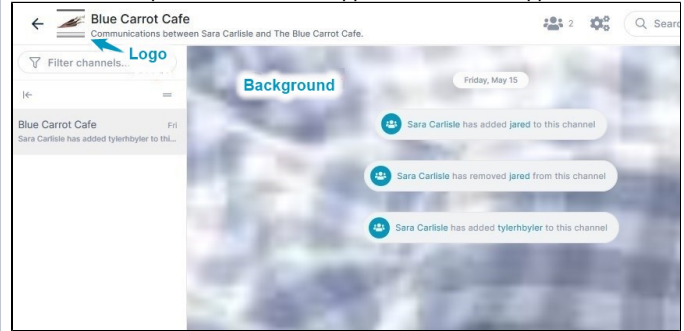
## Customization tab



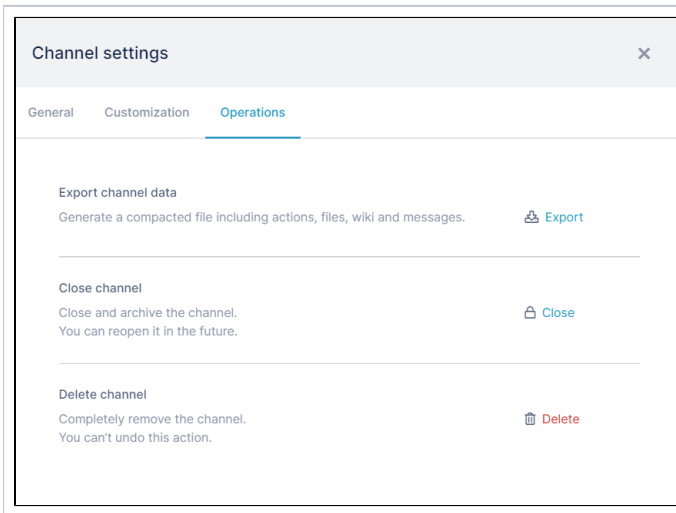
**Background** - Click anywhere on the background icon and upload a background image to appear in the message section of the channel screen. Click **Change background**.

**Logo** - Click anywhere on the logo icon and upload a thumbnail image to represent the channel. Click **Change Logo**.

When the example customization is applied, the channel appears as:



## Operations tab



**Export Channel** - Click **Export** to export a zip file containing the contents (files, wiki, actions, and messages) of the channel.

**Close Channel** - Click **Close** to inactivate the channel so it no longer appears on your AirSend dashboard when you are viewing Active Channels, but remains in your system so you can re-activate it. See closing and re-activating a channel for more information.

**Delete Channel** - Click **Delete** to permanently delete a channel.