

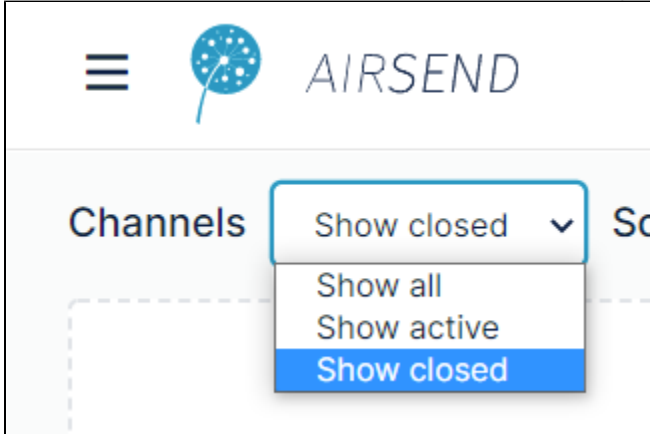
Reopening a closed channel

If you are the owner of a channel, you have the ability to close it. See [Closing, deleting, or archiving a channel](#).

Closing a channel makes it inactive, but as the owner, you can reopen (and reactivate) it.

To reopen a closed channel:

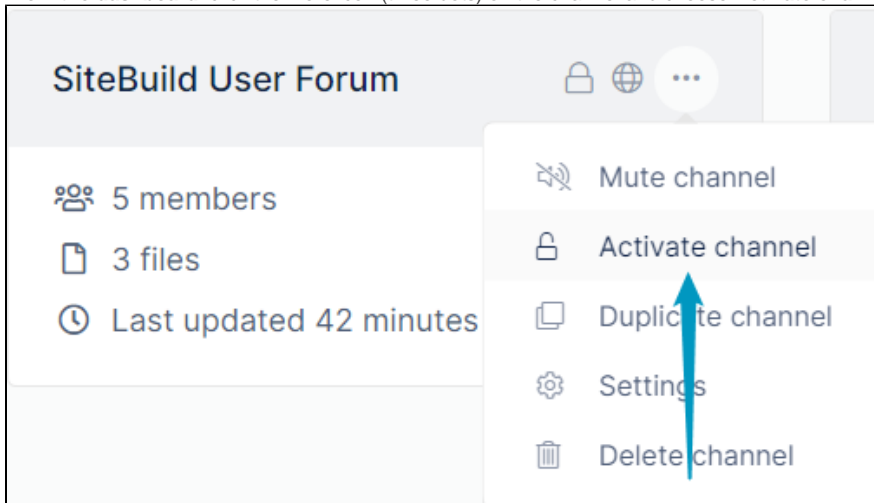
1. To find the closed channel, in the [AirSend dashboard](#)'s **Channel** drop-down list, choose **Show Closed** or **Show All**.



The channel appears on the desktop.

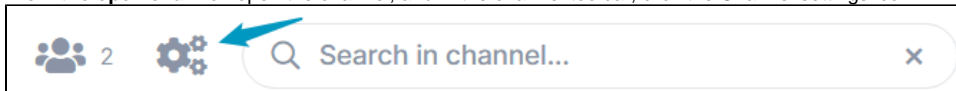
2. Reactivate the channel from the dashboard or from the open channel:

- **From the dashboard:** click the More icon (three dots) on the channel and choose **Activate channel**.



The channel is reopened.

- **From the open channel:** open the channel, and in the channel toolbar, click the Channel settings icon:



The Channel settings dialog box opens.

Click the **Operations** tab, and next to **Reopen Channel**, click **Reopen**.

Channel settings

General

Customization

Operations

Export channel data

Generate a compacted file including actions, files, wiki and messages.

Export

Reopen Channel


Reopen the channel in order to continue to interact with it.

Reopen

Delete channel

Completely remove the channel.
You can't undo this action.

Delete



Then confirm that you want to reopen the channel.
The channel is reopened.